


United  
States  
of  
America



*To Promote the Progress*

*of Science and Useful Arts*

*The Director*

*of the United States Patent and Trademark Office has received an application for a patent for a new, original, and ornamental design for an article of manufacture. The title and description of the design are enclosed. The requirements of law have been complied with, and it has been determined that a patent on the design shall be granted under the law.*

*Therefore, this United States*

**Patent**

grants to the person(s) having title to this patent the right to exclude others from making, using, offering for sale, or selling the design throughout the United States of America or importing the design into the United States of America for the term set forth by law.

*Ander Lane*

DIRECTOR OF THE UNITED STATES PATENT AND TRADEMARK OFFICE

## **Maintenance Fee Notice**

No maintenance fees are required in design patents.

## **Patent Term Notice**

If the application for this patent was filed on or after May 13, 2015, the term of this patent is 15 years from the date of grant of this patent, subject to any disclaimer under 35 U.S.C. 253. If the application for this patent was filed prior to May 13, 2015, the term of this patent is 14 years from the date of grant of this patent, subject to any disclaimer under 35 U.S.C. 253.



US00D873115S

(12) **United States Design Patent**  
Evans et al.

(10) **Patent No.:** US D873,115 S

(45) **Date of Patent:** \*\* Jan. 21, 2020

(54) **BRACKET**

(71) Applicant: **Tracklok Limited**, Auckland (NZ)

(72) Inventors: **Shaun Evans**, Auckland (NZ); **Scott Simpson**, Auckland (NZ)

(73) Assignee: **TRACKLOK LIMITED**, Auckland (NZ)

(\*\*) Term: **15 Years**

(21) Appl. No.: **29/630,777**

(22) Filed: **Dec. 22, 2017**

(51) **LOC (12) Cl.** ..... **08-05**

(52) **U.S. Cl.**

**USPC** ..... **D8/354**

(58) **Field of Classification Search**

USPC ..... D25/5, 6, 120, 121, 199; D8/349, 354, D8/373, 380, 382

CPC ..... A47B 47/0033; A47B 47/0008; A47B 47/005; F16B 12/40; F16B 12/44; F16B 12/46; F16B 12/50; Y10T 403/4602; Y10S 403/13

See application file for complete search history.

(56) **References Cited**

**U.S. PATENT DOCUMENTS**

- 3,601,430 A \* 8/1971 Zwennis ..... B62D 33/044 403/205
- 7,762,027 B1 7/2010 Wentworth et al.
- D647,385 S \* 10/2011 Watts ..... D8/349
- D799,311 S \* 10/2017 Mamie ..... D8/382
- D829,086 S \* 9/2018 Hynek ..... D8/382
- D841,435 S \* 2/2019 Domeck ..... D8/354

- 2010/0307074 A1 12/2010 Stearns et al.
- 2011/0179727 A1 7/2011 Liu
- 2016/0251845 A1\* 9/2016 Evans ..... E04B 2/82 52/698

**FOREIGN PATENT DOCUMENTS**

- JP S61-254760 A 11/1986
- JP H01-64516 U 4/1989
- JP H04-113606 U 10/1992
- JP H09-252926 A 9/1997
- JP 2013-515184 A 5/2013

**OTHER PUBLICATIONS**

Atena S.P.A., Data Sheet No. 4 Steel Strong Easy Antiseismic T24 Overlap—rev 4, Sep. 28, 2015, pp. 1-4.

\* cited by examiner

*Primary Examiner* — Janice Hallmark

*Assistant Examiner* — Harold E Blackwell, II

(74) *Attorney, Agent, or Firm* — Young & Thompson

(57) **CLAIM**

The ornamental design for a bracket, as shown and described.

**DESCRIPTION**

FIG. 1 is a front, right side, and top perspective view of a bracket showing the new design;  
 FIG. 2 is a front elevation view thereof;  
 FIG. 3 is a left side elevation view thereof;  
 FIG. 4 is a rear elevation view thereof;  
 FIG. 5 is a right side elevation view thereof;  
 FIG. 6 is a top plan view thereof; and,  
 FIG. 7 is a bottom plan view thereof.

**1 Claim, 7 Drawing Sheets**

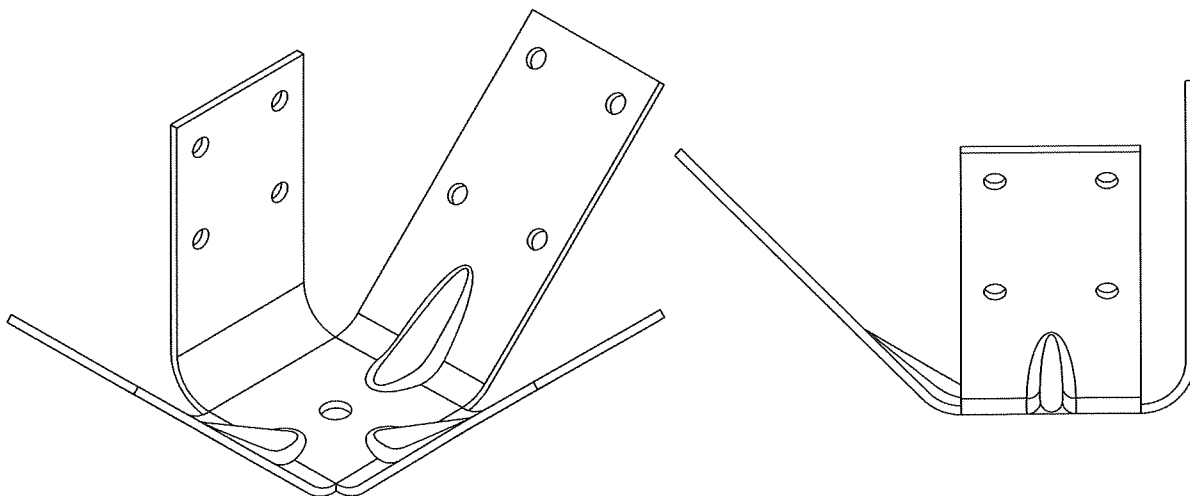


FIG. 1

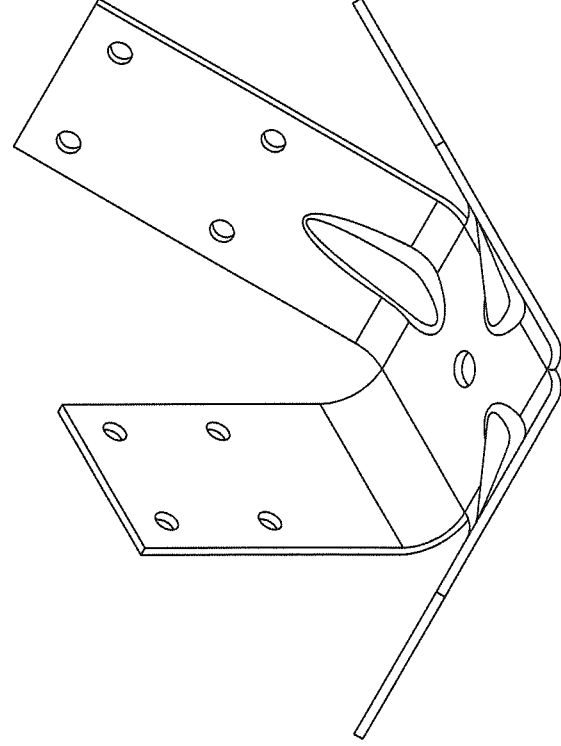


FIG. 2

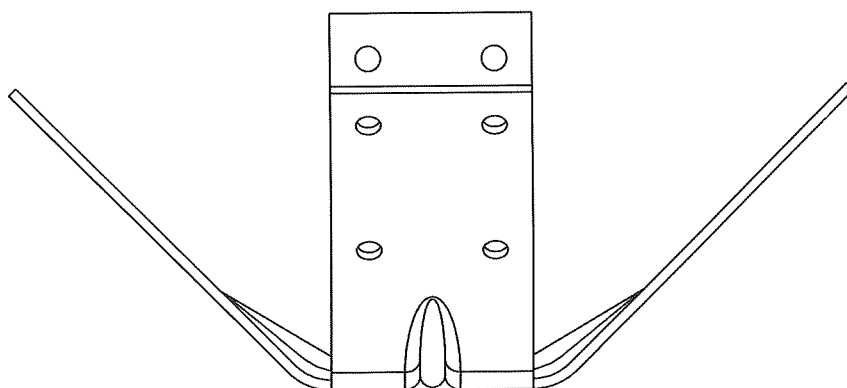


FIG. 3

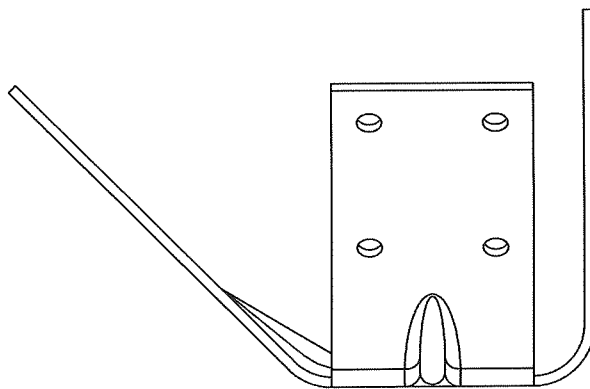


FIG. 4

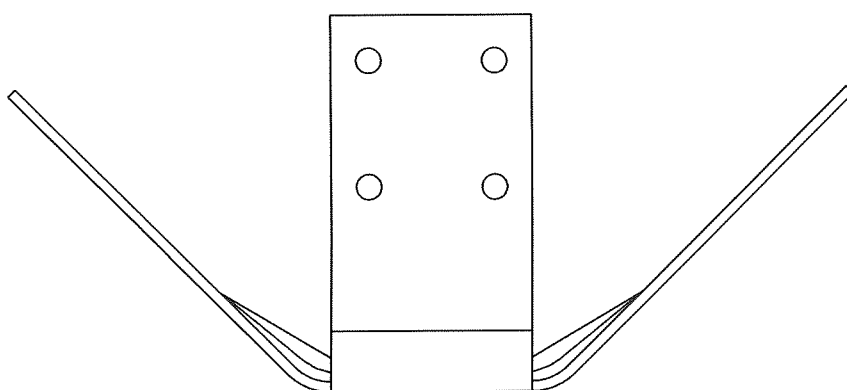


FIG. 5

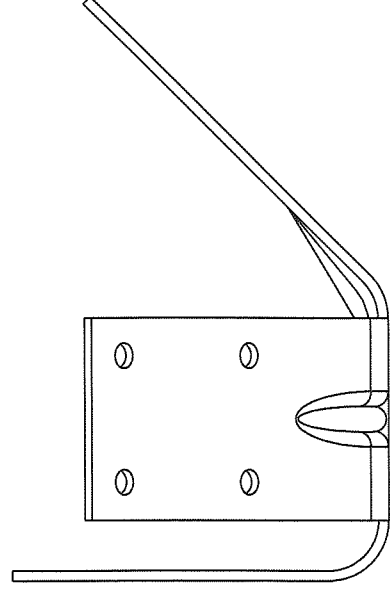




FIG. 6

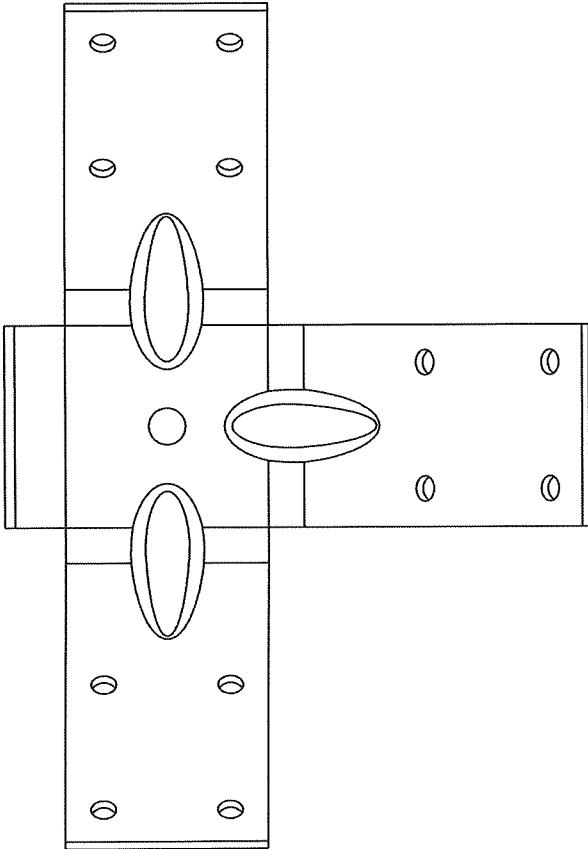


FIG. 7

